

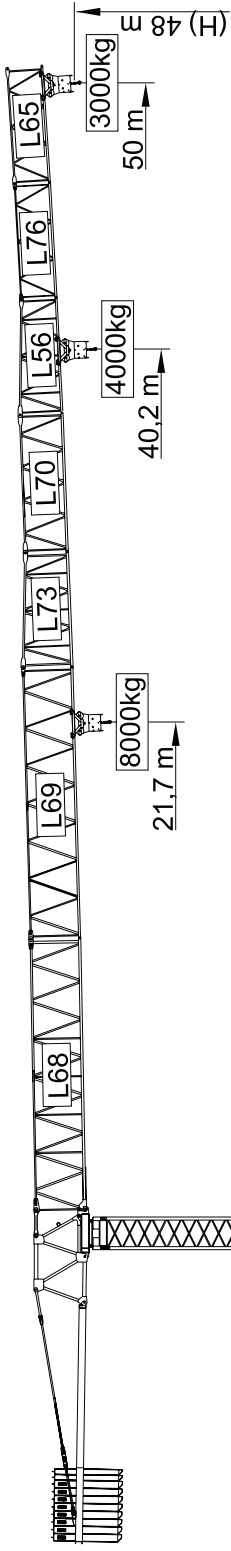
I 45m - 3.500kg

II 40m - 4.000kg

III 38m - 4.200kg

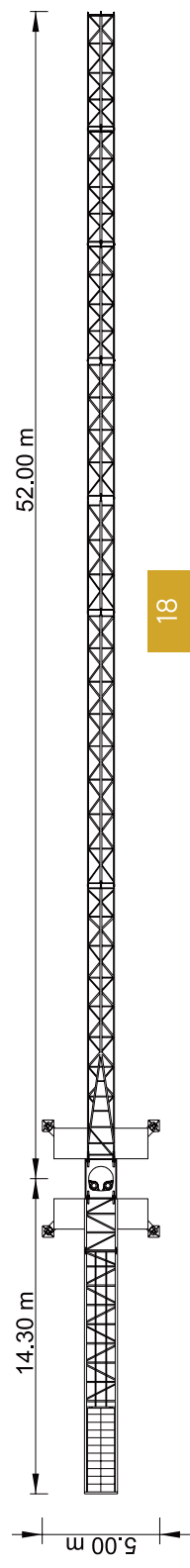
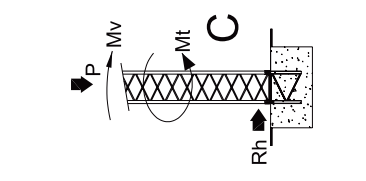
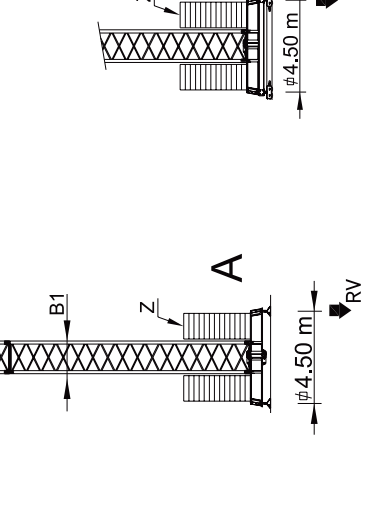
IV 33m - 4.700kg

V 28m - 5.200kg



Cargas.Lasten.Charges.Cargichi.Yükler.Грузоподъёмность

Section	Height (m)	Weight (kg)	Capacity (kg)	Capacity (kg)	Capacity (kg)	Capacity (kg)	Capacity (kg)	Capacity (kg)	Capacity (kg)	Capacity (kg)	Capacity (kg)	Capacity (kg)
I	45	3500	3500	3500	3500	3500	3500	3500	3500	3500	3500	3500
II	40	4000	4000	4000	4000	4000	4000	4000	4000	4000	4000	4000
III	38	4200	4200	4200	4200	4200	4200	4200	4200	4200	4200	4200
IV	33	4700	4700	4700	4700	4700	4700	4700	4700	4700	4700	4700
V	28	5200	5200	5200	5200	5200	5200	5200	5200	5200	5200	5200
VI	23	4000	4000	4000	4000	4000	4000	4000	4000	4000	4000	4000
VII	18	4000	4000	4000	4000	4000	4000	4000	4000	4000	4000	4000
VIII	13	4000	4000	4000	4000	4000	4000	4000	4000	4000	4000	4000
IX	8	4000	4000	4000	4000	4000	4000	4000	4000	4000	4000	4000
X	3	4000	4000	4000	4000	4000	4000	4000	4000	4000	4000	4000



SGT 5030TL

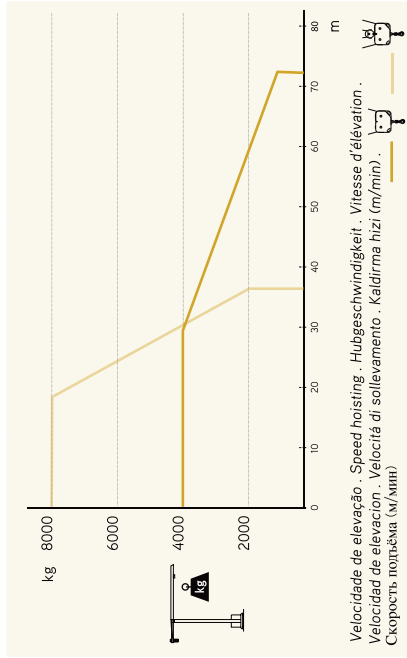
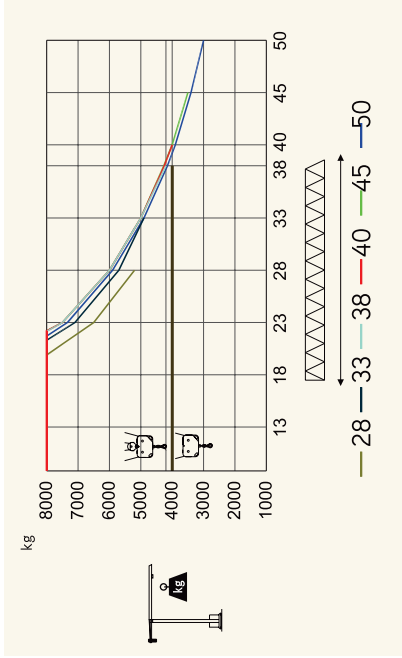
50m - 3.000kg

8.000kg


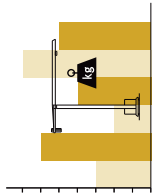
Ozellikler : XAPAKTEPPICTIKH
Características : Carstéristiques , Eigenschaften
Características : Carstéristiques , Eigenschaften

	22 kW
	0 a 72 m/min 0 a 36 m/min
	0 a 1 r.p.m.
	0 a 60 m/min
	0-10 m/min
	40 kVA
	400 V +- 5% (50/60 Hz)

*Opcão - Option - Opción - Opzione - Seçenek - Опция



Velocidade de elevação - Speed hoisting - Hubgeschwindigkeit - Vitesse d'élevation .
Velocidad de elevación - Velocità di sollevamento - Kaldırma hızı (m/dak).
Скорость подъёма (м/мин)



Elementos , Parts , Teile , Éléments , Elementos , Elementos , Паргалар , Паргалар , ЭЛЕМЕНТЫ

	A (mm)	B (mm)	C (mm)	kg	Code
L68	11970	1900	2900	5050	
L69	11960	1160	2260	1650	
L73	5230	1160	2260	750	
L70	6200	1160	1950	680	
L56	5200	1160	1930	590	
L76	5180	1160	1610	370	531 50 30
L65	5110	1160	1610	330	
RS9 RI9	2620	2180	2150	4700	
CL6	3860	1220	2280	1840	
CL4	11400	1500	500	4000	
CP2	1160	330	3140	8x2000 16000	704 20 00
CP3	1160	165	3140	2x1000 2000	704 10 00
			TOTAL	37960	
B1	12000	1620	1620	3450	508 12 00
B1	6130	1620	1620	1800	508 06 00
B1	3195	1620	1620	980	508 06 01
B1	3195	1830	1830	1070	508 06 03
B1	1775	1600	1600	650	508 06 02
B1	6620	500	1040	1850	608 00 01
B1	3210	340	1040	2x950 1900	
			TOTAL	3750	